

A black and white photograph of a SANY SY47 C10 truck-mounted concrete pump. The pump's long, articulated boom is extended upwards and to the right, with multiple white hoses attached. The truck is a heavy-duty model with multiple axles, parked on a wet, reflective surface. The background shows a cloudy sky and some bare trees. The SANY logo and 'supported by Putzmeister' are in the top right corner. The model name 'SY47 C10' is in large red letters, and 'TRUCK-MOUNTED CONCRETE PUMP' is in large white letters across the middle. 'PRODUCT SPECIFICATIONS' is at the bottom in white on a dark blue background.

**SANY**  
supported by **Putzmeister**

**SY47 C10**

**TRUCK-MOUNTED  
CONCRETE PUMP**

**PRODUCT SPECIFICATIONS**



## EFFICIENCY IN YOUR FLEET

The SANY 47 C10 truck-mounted boom pump — weighing in at a thousand pounds lighter than its predecessor — features an updated hopper design that includes integrated RFID with bypass monitoring to ensure safe operations. The updated composite lid can be locked in four positions. The model also comes equipped with the SYSD Touch Display to make operation more user-friendly and allow users to quickly conduct diagnostics. SYSD provides inputs/outputs, bypasses, and fault codes to troubleshoot and get the pump operational.

**Toll-Free Hotline:** 1-800-884-7210

**Parts & Service:** 1-800-890-0269

## FEATURES EXPLAINED

### THE NEW SYSD 10" TOUCH DISPLAY:

SYSD Touch Display makes operation more user-friendly and allows users to quickly conduct diagnostics. The SYSD provides inputs/outputs, bypasses, and fault codes to troubleshoot and get your pump operational.

9



### ROD-SIDE/PISTON-SIDE PUMPING, HIGH-LOW PRESSURE SWITCH (SBU):

Logic boxes on the pump allow the operator to switch from low to high-pressure pumping with just a switch. The high-low pressure changeover switch is located on the back panel.

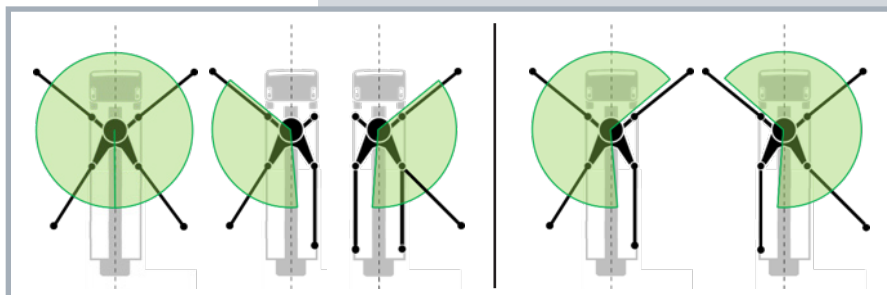
10



### KL AND KR SUPPORTS FOR OSS:

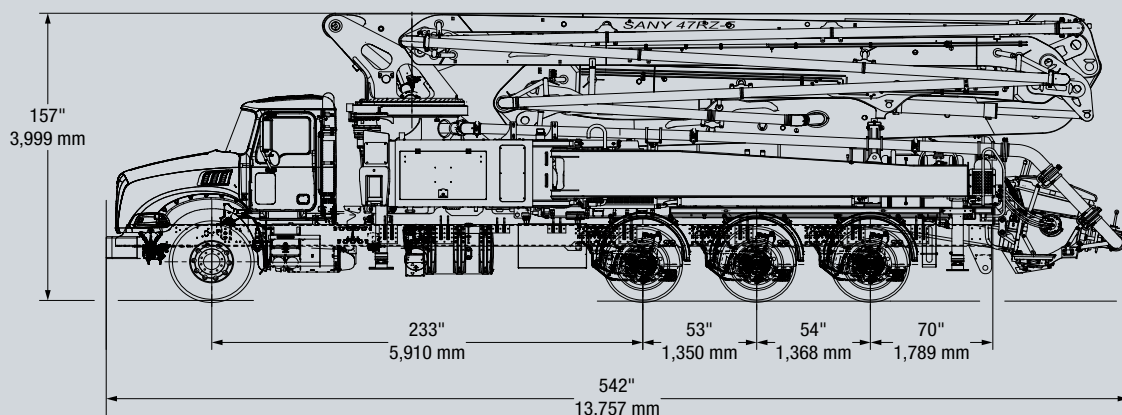
Updated K-support OSS options allow operators to safely work over the front of the cab when having one rear outrigger shorttrigged, giving the operator 240° of safe rotation.

11

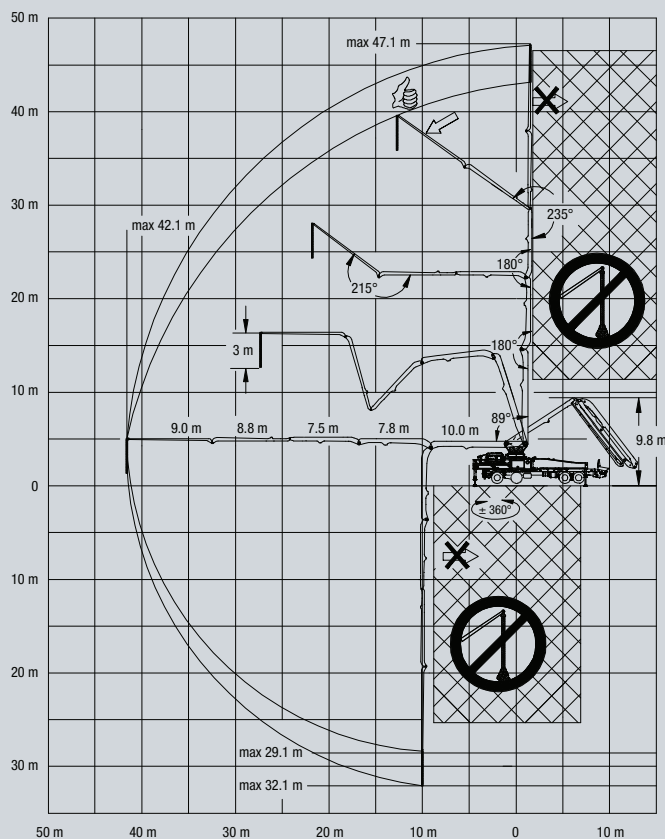


## STANDARD EQUIPMENT

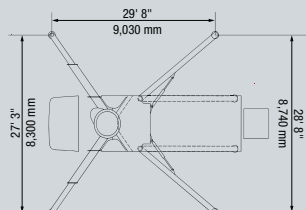
- 185 gal (700 L) water tank
- Water pump 17.6 gal/min (186 psi)
- Twin wall delivery line — DN 125, 5.5"
- 3 m end hose — DN 125, 5.5"
- Concrete hopper with agitator
- Central lubrication hopper
- Hopper grate RFID agitator safety switch with bypass monitoring system
- Hopper worklight
- Side marker lamps
- Chrome-lined material cylinder
- SANY SYSD user interface display
- SANY SYAS control system
- Radio remote control proportional
- 2<sup>nd</sup> remote control transmitter incl. 30 m cable
- Boom pedestal (X-type outriggers and swing out legs)
- OSS one side support with KL and KR support
- 4x outrigger pads
- Boom and frame horns, activated at hopper or via remote
- Rear step handrail
- Boom not in cradle warning device
- Guardrail on pedestal
- 2x 12V/24V converter
- Aluminum decking
- Left and right side rear steps
- Composite hopper cover
- Hopper grate vibrator (remote control)
- Linear measuring system on drive cylinders with proximity switch backup in case of failure



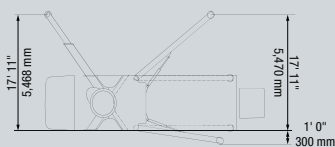
SY47 C10 RANGE DIAGRAM



OUTRIGGER DIAGRAM



OSS DIAGRAM



## SY47 C10

### Machine

Length	45' 2" (13.8 m)
Width	8' 5" (2.6 m)
Height	13' 1" (4.0 m)
Weight	76,540 lbs (34,718 kg)

### Boom

Boom Folding Pattern	RZ
Boom Rotation	± 360
Boom Arms	5
Vertical Reach	154' 6" (47.1 m)
Horizontal Reach	138' 1" (42.1 m)
Unfolding Height	32' 2" (9.8 m)

### Outrigger

Type of Outriggers	X Extension / Swing out
Front Outrigger Spread	27' 3" (8.3 m)
Rear Outrigger Spread	28' 8" (8.7 m)
One Side Support (OSS)	Yes

### Pump

SANY PCU model	SY-200
Main Oil Pump	Rexroth
Hydraulic System Configuration	Open
Hydraulic System Pressure (bar)	4,641 psi (320 bar)
Output - Rod Side (m³/hr)	262 yd³/hr (200 m³/hr)
Output - Piston Side (m³/hr)	179 yd³/hr (137 m³/hr)
Pressure - Rod Side (bar)	1,204 psi (83 bar)
Pressure - Piston Side (bar)	1,757 psi (121 bar)
Strokes Per Minute - Rod Side	33
Strokes Per Minute - Piston Side	23
Material Cylinder Diameter	10.2" (260 mm)
Stroke Length	6' 3" (1,900 mm)

### Hopper

Height	53" (1.35 m)
Capacity	159 gal (600 L)

\* Technical data is based on Mack 86BR 8x6/286 chassis selection

# A PROMISE OF PERFORMANCE

When you're putting together a concrete pumping fleet, it's important to work with a company that's with you every step of the way. Rest assured that when you purchase a SANY unit through Putzmeister America, Inc., you have the full backing of our company.

**CanCréte**

Canada's Exclusive  
**Putzmeister** Dealer

VANCOUVER | CALGARY | TORONTO, HQ | ORANGEVILLE | QUÉBEC  
1-800-695-9372 | [sales@cancrete.ca](mailto:sales@cancrete.ca) | [www.cancrete.ca](http://www.cancrete.ca)

**SANY**

supported by **Putzmeister**



**Putzmeister**

1733 90th Street | Sturtevant, WI 53177 USA  
T: (262) 886-3200 | (800) 884-7210  
F: (262) 884-6338 | [sanyconcretemachinery.com](http://sanyconcretemachinery.com)

## Supporting you 24/7

- **Customer Support and Service:** In addition to 24/7 technical support, Putzmeister has experienced Field Service Technicians available for Boom Pump start-ups.
- **Warranty Coverage:** Putzmeister warrants SANY Concrete Pumps for 12 months or 2,000 hours (whichever occurs first) after the delivery to the initial purchaser.
- **Parts and Accessories:** Customers can purchase parts through Putzmeister America. Our in-stock inventory includes more than 20,000 parts.
- **Quality and Support:** From questions you may have before your purchase to technical expertise you need right on the job site, you're never alone with Putzmeister. Choose Putzmeister and you get more than equipment. You have a promise of performance.