



20Z Truck-Mounted Boom Pump

Technical specifications

Compact machinery for large undertakings

Unimpeded deployment in the smallest possible space


This small pump excels in the most confined spaces. With the low unfolding height of under 13 feet, the 20Z is perfect for pumping concrete in the most restrictive jobsites: halls, under bridges, underpasses, or multi-story buildings are a breeze with the 20Z.

A lightweight boom

The lightweight 4-arm boom can be quickly unfolded, saving you valuable working time. The weight saving can be used for a higher payload, and in cramped conditions requiring precise boom movements, the low weight ensures direct response and user-friendly handling.

The smallest footprint

Only the 20Z can offer such a support area: 3.81 m at the front and just 2.60 m at the rear. The compact TR support from Putzmeister allows unimpeded flow of traffic in almost any job site situation. The low vehicle height is also ideal for passing through most bridges and underpasses, and low weight means it has reserves for operating materials and accessories.



Benefits at a glance

Boom

- 4-section Multi-Z boom design
- Integrated safety platform
- More flexibility in the boom eliminates dead space
- Low unfolding height
- Fast control response characteristics
- Lubrication for first boom cylinder and slewing bearing
- Standard 90° and 45° elbows, with lengthened collars for a longer service life

Pedestal

- Low weight offers high payload capacity
- Plenty of storage space on the deck

Pump

- Engineered for all common concrete types
- Service-friendly control system with exclusive free flow hydraulics
- Wear-resistant design of S-Valve
- Easily accessible hopper for cleaning, with hinged and pivotable 90° delivery line bend and connection for pipelines on the right and left side
- Hopper agitator safety shutdown via Radio Frequency Identification (RFID)
- Automatic agitator direction of rotation corresponds to pumping direction
- Optimized pumping with EPS and EOC
- Optimized switchover procedure with SN control system and Push-Over avoids wear-intensive pressure peaks

Putzmeister

PRO-VANTAGE®
WARRANTY PLAN

The PRO-VANTAGE® Warranty Plan extends the coverage on all Putzmeister BSF boom pumps for a total of 36 months or 6,600 hours at no extra charge. Domestic only.

intelligent Setup Assistant (iSA) and Full Flex — a revolutionary advantage

The boom stops automatically when the operator reaches the stability limit, keeping the machine in a safe and stable condition.

iSA inside
 flex
**MAXIMUM
REACH
MAXIMUM
VERSATILITY**

Unlimited support options for the most difficult site conditions.

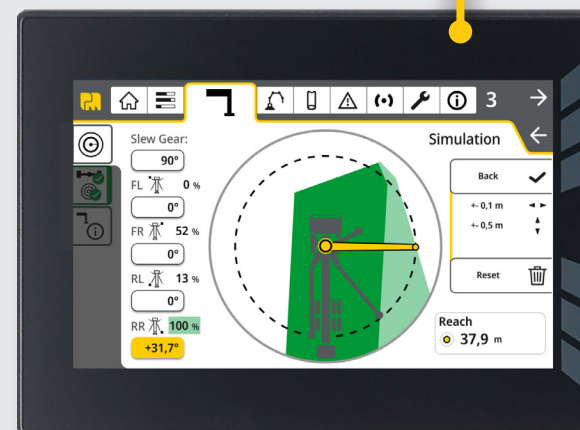
The reliable reach prediction allows machine operators to utilize the robust structure of Putzmeister machines to their fullest potential.

Infinitely variable support with Full Flex

Any front leg position between zero and full support can be utilized with the Full Flex base structure's infinitely variable support, allowing you to operate your machine in the most restrictive jobsites. Setup is as intuitive and straightforward as ever: the machine operator adjusts the legs depending on the space available — the machine calculates the rest. Clearly structured data in real time, intuitive operation, and a radio remote control make setting up quick and easy.

iSA — Our most supportive system ever

Putzmeister is revolutionizing concrete pump set-up assistance with the new iSA (intelligent Setup Assistant). The successor to the proven OSS system offers a significant improvement to machine reach and flexibility, is equipped with an unprecedented reach simulation feature, and is kept simple by allowing the operator to turn iSA on and off with a single switch.



Two machines in one

Standard features

Concrete Pump Unit

- Free flow hydraulics
- Multi-piece piston cups
- S-Valve - 2318 hard-faced (9" to 7")
- RS 909 clean out hopper w/ solid polyurethane fold down back splash
- Hardox remixer paddles
- Hopper vibrator
- Hopper agitator safety shutdown via Radio Frequency Identification (RFID)
- Hard-chromed material cylinders
- Proximity switches w/ indicator
- Front & rear hydraulic outriggers
- Snap-locks for outriggers & bubble level indicators
- 406 psi (28 bar) high pressure water pump
- 185 gal (700L) composite water tank
- Manual grease system - boom
- Auto-lube grease system - hopper
- Centralized lube locations
- Gauge Port Central (GPC)
- Loading decks for pipe & accessories
- Modular bolt-on flatpack
- Large side-mounted aluminum toolboxes
- Swing out step (left side)
- Operator Supervision Warning System (OSWS)
- 5" delivery line on all boom & deck pipe
- Proline 2000 Putzmeister Pipe Technology
- 10 ft (3m) delivery hose w/ coupling (one end)
- Electric oil cooler
- Wash out kit & hose
- Light kit package at boom, pedestal, & hopper
- 4 outrigger pads w/ 2 side compartments
- Wireless & cable remote

Unit Control System

- Ergonic 3.0 w/ Ergonic Output Control (EOC)
- Standard world pattern
- Radio remote w/ Ergonic Graphic Display Remote Control (EGD-RC) w/ full proportionality & 20m cable back-up option
- Ergonic Graphic Display in control cabinet
- Cable remote w/ full proportionality
- Remote on/off of concrete pump & remote engine off

Miscellaneous

- Ship-away kit w/ basic maintenance tools
- Operational & safety manuals
- High quality paint finish

RS 909 Hopper

Putzmeister's robust, yet lightweight EZ Clean Out RS 909 hopper is engineered for performance and durability, and is ideal for high pressure applications and harsh mixes. Offering a 19.4 ft³ (550 L) capacity, the hopper uses one remixer paddle motor and grate-mounted vibrator. An innovative RFID safety switch in the hopper disables the machine when the grate is opened.

Features

- Hinged splash guard
- Automatic lubrication
- Hopper work light
- Hard-faced S-Valve
- Gradual 9" to 7" (230mm to 180 mm) reduction
- Thick-walled valve construction
- Fast and easy clean out



The Swing Elbow: Two machines in one

The 20Z features a 90° Swing Elbow used to connect a hose directly to the hopper, allowing the unit to function as not only a boom pump but also as a line pump with rod side pressure up to 85 bar. The elbow can be used for everyday operation, and is easily cleaned using standard cleaning procedures.



Other Available Options

Auto Lube System - Boom

Squeeze valve air line installation

High pressure washer (2000 psi / 138 bar)

Squeeze valve installation w/ PM EQV part

Oil tank heater

Wash-out hose reel kit

Partial Flow Filter / Dehydrator

Water tank heater

iLS pump – highlights

The Putzmeister iLS pump generation is setting standards across the board

The heart of every truck-mounted concrete pump is the pump itself. The iLS pump generation delivers significantly improved data across the board and is the logical advancement of the tried and proven HLS generation.

Special features

- Fuel savings of up to 25%
- 3% increased efficiency with leak prevention
- 10% better suction resulting from the elimination of constrictions in the concrete flow
- Optimized drive unit
- Optimized conveying unit – ideal for the heaviest concretes
- Reduced wear for long service life
- Optimized accessibility for maintenance and service
- Automatic stroke correction without pump interruption
- Field-tested and robust
- Reduced noise

Hopper

The hopper has a user-friendly and low-maintenance ergonomic design. It is RFID protected, the grill is welded, and the hopper cover can be locked in 4 positions.

Lubrication system

The grease cycles have been adapted to better protect all concrete bearings from wear.

Concrete cylinder

Eliminating the constriction before the S transfer tube has resulted in calmer pump behavior and improved efficiency. On longer sections, the reduction from 250 mm to 180 mm occurs only in the S transfer tube.

Drive cylinder

Hydraulic circuits further relieved through automatic stroke compensation and the elimination of pressure peaks in the end bearings.

Seals

Designed for maximum reliability for outstanding system performance.

S transfer tube swivel bearing

The hopper wall thickness and bearing surface have been doubled for maximum reliability.

S transfer tube

The hardened valve operates smoothly and guarantees extreme durability.

LONGER SERVICE LIFE
LOW MAINTENANCE
OPTIMIZED EFFICIENCY
OPTIMIZED ACCESSIBILITY
EASY CLEANING
BEST PERFORMANCE!

Ergonic® 3 – highlights

The new Ergonic® 3 – clear, fast, and safe

- **Continuous operating concept** for all Putzmeister products with the same functions and displays – whether on the radio remote control or the Ergonic Graphic Display (EGD).
- **Intuitive work and quick reactions** thanks to a clear menu structure and intuitively arranged functions.
- **Full overview** of machine status on the radio remote control and EGD (incl. valves, sensors, and LEDs on fuses).
- **Detailed fault management:** Faults are easy to detect and rectify – even without a Putzmeister technician.
- **Multi-level emergency operation** keeps the machine running even in the toughest conditions.

AS EASY TO OPERATE
AND MORE INTUITIVE
THAN EVER BEFORE
ERGONIC® 3



Pumping made smart

If our concrete pumps are the heart of Putzmeister machines, then the Ergonic system is the brain.

As a switching center, the microprocessor-supported control systems regulate the functions of concrete pumps and placing booms.

Always by your side – Ergonic® 3 inside

EPS Ergonic Pump System


Takes control of the concrete pump for optimized pumping.

EOC Ergonic Output Control

Regulates the optimum motor speed for smooth operation with fuel efficiency and low wear.

Ready for the future

- **A future-oriented solution** with interfaces for future expansions and easy software updates.
- **Service-friendly concept** with services that can be accessed and implemented efficiently.
- **Clearly guided fault management** on the radio remote control and display.



The best of two worlds

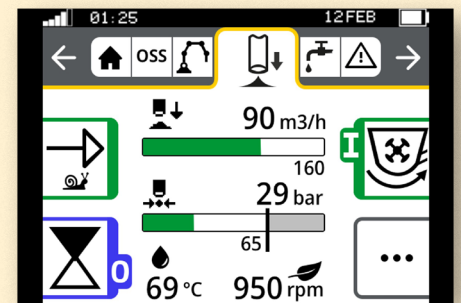
Ergonic[®] 3 is the logical evolution of Ergonic[®] 1 and Ergonic[®] 2.

Proven features are maintained, others developed further, and new and future-oriented functions are integrated.

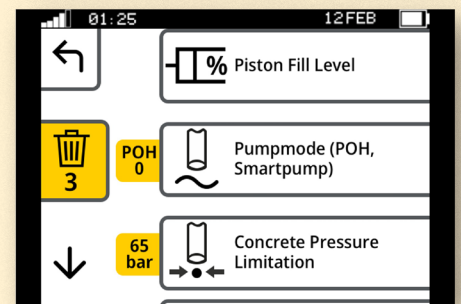
- Experienced Putzmeister customers quickly become familiar with operation, making the switch incredibly easy.
- New customers will need little training or instructions since operation is so intuitive.
- Once learned, a wide variety of machine models can be operated.

Keeping an overview in every situation

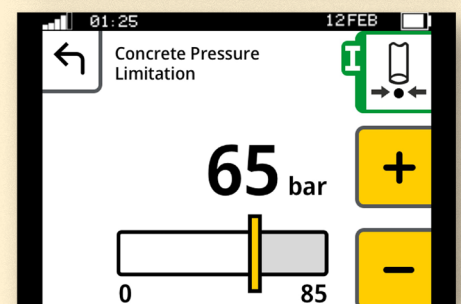
- The static menu bar guides users through the available functions.
- Neatly and intuitively arranged functions.
- Simple menu structure with a maximum of two submenu levels.
- Main menu with all standard functions and additional details in submenus.



Main menu



Submenu level 1



Submenu level 2

SIMPLE OPERATION

Easy and intuitive, for all machine operators.

RELIABLE OPERATION

With a comprehensive fault management.

DETAILED FAULT MANAGEMENT

Comprehensive fault messages with suggested solutions.

You can rely on Putzmeister – service, parts, and training

Everything that sets service apart

Putzmeister provides first class service with swift assistance, meaningful advice, and a reliable supply of genuine Putzmeister parts and accessories in over 120 countries.

Ideally placed to support you

We continuously train our service technicians, provide a close-knit information network, and the latest equipment to consistently strive to meet our customers' needs.

Our employees have all the relevant technical information about your machine at their fingertips, allowing us to provide you with the best possible support for emergencies, repairs, or preventive maintenance.



Our services for cost-effective work

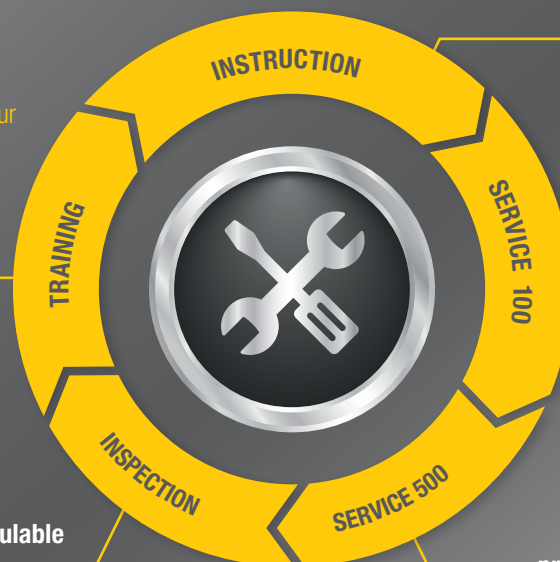
The Putzmeister service support points offer you these services - all provided by our experienced service staff:

Customer training – benefit from expert knowledge

Practice-oriented learning offers many benefits: Master the machine and all of its special features, use the machine to optimum effect, reduce operating costs, and avoid operating errors.

Mandatory machine inspection – calculable costs instead of incalculable failures

Visual inspection and functional check of components for 100% safety. The hydraulic system with cylinders, electrical system, and core pump are also inspected.



Introduction at handover – everything correct from the get-go

You and your team can adapt perfectly to all features and innovations.

100 hours of customer service – avoid potential sources of error

Receive a status report on your concrete pump per the Putzmeister service plan.

500 hours of customer service – protect your investment, retain your value

Our technical customer service team is the number one choice for checking the safety and wear of your machine.

Putzmeister Academy - Service Schools

We want to make sure you get the most from your Putzmeister equipment. To maximize the use and profitability of your investment, take advantage of the regular training seminars at our Wisconsin headquarters.



Service Schools cover maintenance, operation, and inspection of boom pumps, Telebelts, and Thom-Katts. They include hands-on training, problem-solving exercises, hands-on presentations, and safety training.

Genuine parts for maximum availability

We use only genuine Putzmeister parts in our workshops to guarantee consistent quality. You can be sure that your machine meets the tough requirements with maximum performance and availability.

- Immediate availability worldwide through our extensive dealer network
- Longest possible service life and maximum reliability
- Minimal maintenance and repair work thanks to high-quality materials and tested quality
- Quick and easy replacement with precise fitting and no variations in quality
- Safety for your customers, your personnel, and your investment

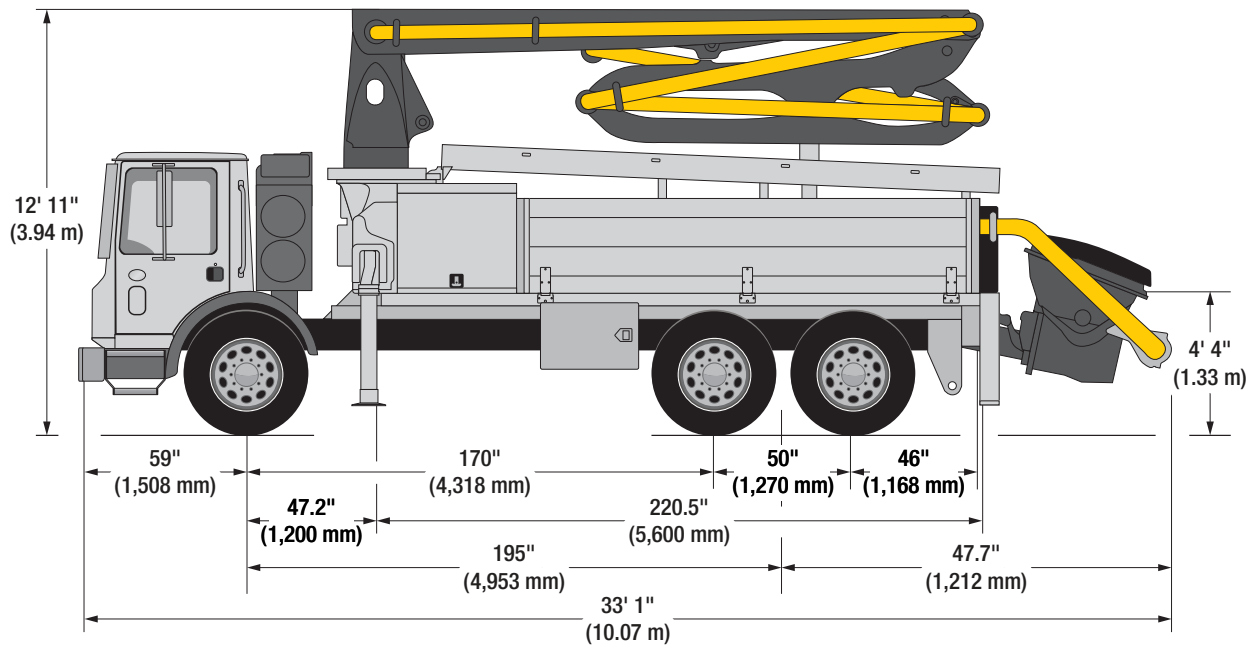
Product and training information — whenever, wherever

We consistently provide the most up-to-date product and training information through our YouTube channel. From the comfort of your own home to on the jobsite, you have access to hundreds of videos that showcase the latest and greatest Putzmeister products, how-to videos, demonstrations, and much more.



Truck-Mounted Specifications

Machine Dimensions		
	Imperial	Metric
Length	33' 1"	10.07 m
Width	8' 2"	2.50 m
Height	12' 11"	3.94 m
Wheelbase	195"	4,953 mm



Based on Model BSF20-4.16H MACK 64R
6x4/195.

Dimensions will vary with different truck makes, models, and specifications.

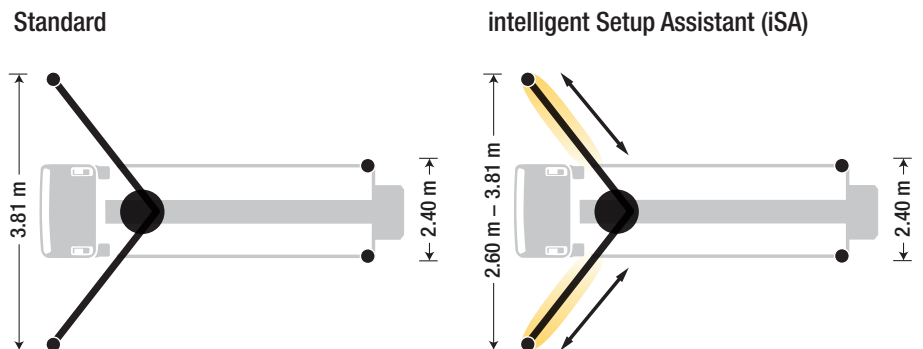
Weights are approximate and include pump, boom, truck, driver, and full fuel tank. Varies with options selected.

Maximum theoretical pump values listed.

* Applies to units mounted on a PMA stock truck.

- Standard delivery line system rated at max line pressure of 1,233 psi (85 bar)

Outrigger Spreads		
	Imperial	Metric
Front — L - R hydraulically extended out & down	12' 6"	3.81 m
Rear — L - R lift cylinders extend down	7' 11"	2.40 m



Weight		
	Imperial	Metric
Front axle weight	16,022 lbs	7,268 kg
Rear axle weight	26,731 lbs	12,125 kg
Approximate total weight	42,754 lbs	19,393 kg

Boom			Range Diagram	
Z-Roll-folding Design	Imperial	Metric		

Height & Reach

Vertical reach	65' 0"	19.80 m
Horizontal reach	53' 6"	16.30 m
Reach from front of truck*	44' 11"	13.70 m
Reach depth	34' 1"	10.40 m
Unfolding height	12' 10"	3.90 m

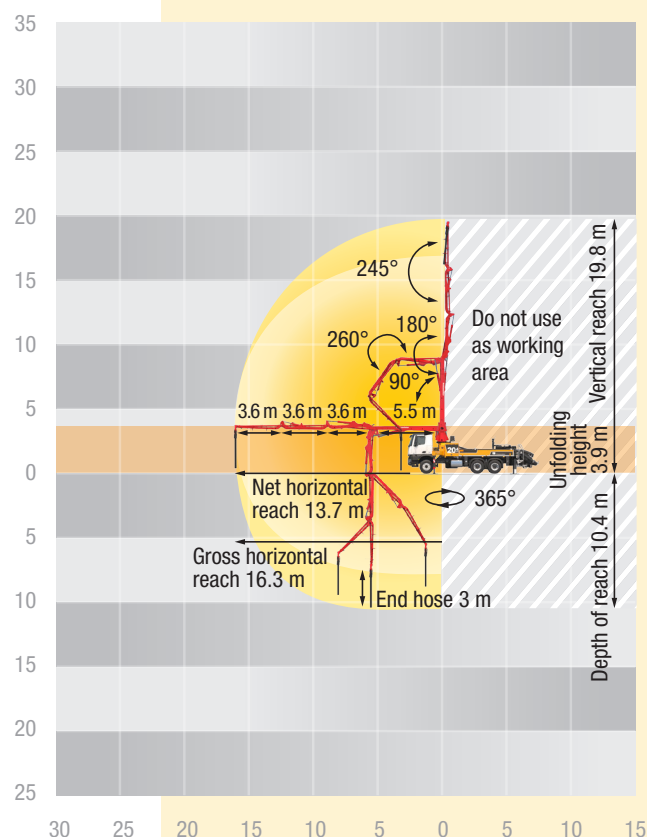
4-Section Boom

1 st section articulation	90°
2 nd section articulation	180°
3 rd section articulation	260°
4 th section articulation	245°

1 st section length	18' 1"	5.50 m
2 nd section length	11' 10"	3.60 m
3 rd section length	11' 10"	3.60 m
4 th section length	11' 10"	3.60 m

General Specifications

	Imperial	Metric
Pipeline Size (ID) metric ends	5"	125 mm
Rotation	365°	
End hose — length	10' 0"	3.00 m
End hose — diameter	5"	125 mm



Pump		20Z.16 H		20Z.17 ILS	
		Imperial	Metric	Imperial	Metric
Output	Rod side	209 yd ³ /hr	160 m ³ /hr	—	—
	Piston side	141 yd ³ /hr	108 m ³ /hr	222 yd ³ /hr	170 m ³ /hr
Pressure	Rod side	1,233 psi	85 bar	—	—
	Piston side	1,885 psi •	130 bar •	1,233 psi	85 bar
Material cylinder diameter		9"	230 mm	10"	250 mm
Stroke length		83"	2,100 mm	83"	2,100 mm
Maximum strokes per minute	Rod side		31		—
	Piston side		21		28
Volume control			0-Full		0-Full
Vibrator			Standard		Standard
Hard-chromed material cylinders			Standard		Standard
Hydraulic system			Free Flow		Free Flow
Hydraulic system pressure		5,075 psi	350 bar	6,092 psi	420 bar
Differential cylinder diameter		5.5"	140 mm	4.5"	115 mm
Rod diameter		3.1"	80 mm	3.1"	80 mm
Maximum size aggregate		2.5"	63 mm	2.5"	63 mm
Water tank — pedestal		185 gal	700 L	185 gal	700 L

Here for you every step of the way

Our Putzmeister Promise

We build machines that increase your production and give you a competitive edge – and these machines are continuously developed. Innovative technologies and durable quality need to adapt to your ever-changing daily challenges. Our products stand for optimum output with low fuel consumption, wear, and costs.

Our customers will always have a thinking, intelligent partner in all their undertakings; a partner that will deliver to their exact requirements regardless of the complexity of the task or the remoteness of the scale. With knowledge and understanding backed by experience, we approach every task with renewed enthusiasm – be it a small scale construction or a mass assignment, tight deadlines, or unique concreting and manufacturing needs.

Your Putzmeister Team



Authorized Distributor © Putzmeister America, Inc. 2024. CI 4428-3 EN.
Photos and drawings are for illustrative purposes only and may not depict the final model.

CanCréte

Canada's Exclusive
Putzmeister Dealer

VANCOUVER | CALGARY | TORONTO, HQ | ORANGEVILLE | QUÉBEC
1-800-695-9372 | sales@cancrete.ca | www.cancrete.ca



Putzmeister

Putzmeister America, Inc.
1733 90th Street
Sturtevant, WI 53177 USA
Putzmeister.com

Phone (262) 886-3200
Toll-free (800) 884-7210
Fax (262) 884-6338
pmr@putzmeister.com