



Telescopic Belt Conveyors

Technical specifications

The Telebelt® — an all-encompassing material placement solution

Taking versatility to new lengths

Putzmeister's Telebelt® line is the fast and efficient way to place high volumes of countless materials in a variety of applications while keeping your jobsite clean.

Extending your material placement needs world-wide

Putzmeister Telebelts set the standard in versatility and convenience. The placement possibilities with a Telebelt are limitless. From residential, commercial, industrial, civil, and environmental projects, diversify your business and increase job opportunities with a TB110, TB130, TB600, MXTB130, or MXTB600.

In addition to the United States, Telebelts have been on projects around the world, including Australia, Brazil, Canada, Chile, China, England, Ethiopia, Germany, India, Italy, Japan, Korea, Laos, Myanmar, Mexico, New Zealand, Oman, Panama, Philippines, Portugal, Russia, Saudi Arabia, Spain, Switzerland, Turkey, and Ukraine.

Benefits at a glance

- Aluminum diamond plate deck
- Large, side-mounted aluminum toolbox
- Requires only water to clean
- High pressure 2,500 psi (173 bar) hydraulically-driven pressure washer system
- No priming necessary

Conveyor belt

- Handles the harshest concrete mix designs at any slump
- No special mix requirements
- Places almost any kind of flowable material
- Place different materials in the same day
- 18" or 24"-width feeder & main belts available for speed and accuracy
- Ergonomic and lightweight standard proportional radio remote control
- Independent belt speed control for main and feed conveyors
- Quick telescoping action

Hopper

- Multiple hopper options give you versatility on the jobsite
- Feed hoppers multiple ways using a front-end loader, skid steer loader, dump truck, or concrete mixer

Outriggers

- Compact-footprint outrigger styles
- Quick and simple set up
- Can be set up on solid and rough terrain



Always up for the challenge

Easily overcome jobsite obstacles

Whether your challenge is a wooded lot, muddy ground or the need to convey from outdoors to an inside point of placement, Telebelts are up for the job. Telebelt versatility helps you avoid the extra cost of specialized equipment, like front discharge or all-wheel drive ready-mix trucks. Even for those few situations when repositioning is required to finish a job, setup and redeployment is fast and easy with fully proportional radio remote controls for the boom and feeder. Simply stow the feeder belt over the cab, place the main belt off the rear and drive the unit to a new position.

Cleaner and more efficient

Telebelts do not require priming and all material can be run off the belts, eliminating waste. A highly efficient spring-tensioned carbide scraper system helps to keep the belt clean.

Quick setup and teardown

Quick setup and teardown and the ability to place material at high volumes enable you to complete more jobs in less time and with less manpower. Tedious tasks once requiring multiple trips with other equipment are eliminated. Clean-up is a breeze with the Telebelt series: follow the standard wash-out procedure with the hose and built-in water tank.

Hopper options add convenience

An integral part of the feed conveyor, the folding hopper makes setup a breeze. The belt can be easily fed with a ready mix truck from three sides. Additional hopper options are also available.

One machine, a small crew, and a single morning

Telebelts can convey a variety of materials all in a single day, ensuring your jobsite is quick, efficient, and clean.

Set-up procedure

With less than a 9-meter outrigger spread from left to right, the Telebelt series can be set up quickly and easily, even on the most congested jobsites and rough terrain. Quickly set up the boom and feeder using the fully proportional radio remote control.

Laying the foundation

A small crew only needs to spend a single morning preparing a residential foundation. The Putzmeister Telebelt line can be set up on the jobsite, convey backfill material, pour concrete footings, and be cleaned up all within a matter of hours.



A variety of applications and material

Convey with ease

From pervious or roller-compacted concrete, sand, and 6" rock, the Telebelt handles it all with ease. The Telebelt allows you to diversify your business with the endless application possibilities. Some unique applications include landfill lining, nuclear power plants, hydroelectric projects, piers, breakwaters, paving, and much more for your conveying success.



▲ Foundations and footing

Need to place gravel and concrete on the same site in the same day? Telebelts can perform multiple tasks from a single location. The conveyor's smooth "surge-free" flow and minimal drop distance result in a more uniform form loading.

◀ Wind farms

Telebelts quickly and efficiently place low slump structural concrete, making them ideal for a turbine's mud mat, foundation, and pedestal. There's no worry of air containment, and repositioning is quick and easy, reducing the risk of cold joints.

Besides typical concrete, Telebelts easily place tough and unpumpable mixes

Diversify your business by placing a wide variety of materials with your Telebelt. The equipment can move any flowable material, large aggregate concrete, and fracking sand.



Backfilling ►

Telebelts offer a quick way to clear obstacles and place material exactly where you want it. Best of all, there's no need for all-wheel drive mixer trucks, skid-steer loaders, or other equipment typically used for backfilling jobs.

Landscaping ▼

Convey rock, mulch, sand, or soil with little physical work and increase your productivity. A Telebelt accomplishes the job efficiently, from one easy setup location to little cleanup when the day is done.



Bridge decks ►

The ability to handle harsh, low slump mixes at high volume makes Telebelts perfect for bridge pours. Conveying with a Telebelt ensures there's no separation, slump loss, or loss of air containment, making the Telebelt capable of completing highly scrutinized pours.



Demolition and excavation sites ►

Remove debris from hard-to-reach demolition and excavation sites by using the Telebelt's reverse conveying function. A 10 ft reversing conveyor is added to the machine in addition to a front-end loader hopper to the end of the main conveyor boom. Debris can be unloaded into bins or a dump truck, keeping your jobsite clean and efficient.



◄ Warehouse slabs

With extremely low unfolding heights and the ability to move rapidly, a Telebelt can be set up and operated on jobs with height restrictions. Material can be conveyed long distances in enclosed structures, like warehouse slabs.




Tilt-up and outdoor slabs ►

Telebelts move quickly around the job so there's no dragging of hose over forms, allowing placement of large slabs or tilt-up jobs without interruption. Telebelts place any type of concrete, have low impact on forms, and do not require priming. All material runs off the belt, leaving a clean job site.



Caissons ►

Telebelts can convey materials up to 6" (152mm) rock, making it ideal for the larger aggregate concrete used on caisson pours while saving you on material and wear costs. Positioning a Telebelt to feed from the batch plant eliminates the need for a ready-mix truck and reduces transport costs.



Dams ◀

Ideal for mass placement, Telebelts are the perfect fit for dam projects. Multiple placements on the same day are simple with maximum outputs up to 10 yd³/min (7.65m³/min). Horizontal reaches up to 200' (61m) allow easy access to difficult-to-reach areas.



Standard features

TB 110

- (1) 8" & (1) 12" tremie w/ binder, plus 8" x 15' & 12" x 15' delivery trunks
- Integrated folding feeder hopper
- Steel hopper grate
- Single-section independent hydraulic feed conveyor
- 360° feed conveyor rotation
- Feed conveyor bracket for job site travel
- Hydraulically-actuated telescopic main boom

Boom

- 1-section steel/aluminum & 3-section aluminum
- 360° main conveyor rotation
- Sealed roller bearings
- 18" (457mm) 3-ply continuous nylon cord vulcanized spliced belt
- Spring-tensioned carbide scraper system
- Belt/cable take-up/tension system w/ jack set
- Hydraulic PTO-driven pumps
- High capacity water tank
- Hydraulically-driven high pressure wash out system
- Hydraulic oil tank
- Electric oil cooler w/ automatic control
- Rear-mounted 12 Volt / 30 amp electrical outlet
- Side-mounted pressurized air supply
- Aluminum diamond plate deck
- Large side-mounted aluminum toolboxes
- Auxiliary work lights
- Air-actuated, steerable pusher axle
- Radio remote w/ fully proportional controls
- Cable remote w/ fully proportional controls
- Single joystick boom control
- Fully proportional controls for main & feed conveyors
- Modular boom controls for main conveyor, hydraulic controls for feeder functions
- Manual control backup for all functions
- Remote engine off
- Infinitely variable belt speed control from remote
- Independent control of feed & main conveyor systems
- Emergency stop buttons at control stations
- Throttle actuator w/ variable RPM control

Outriggers

- Swing out & hydraulic up & down
- Bubble level indicator

Miscellaneous

- Ship-away kit
- Operational & safety manuals
- High quality paint finish

TB 130

- (1) 8" & (1) 12" tremie w/ binder, plus 8" x 15' & 12" x 15' delivery trunks
- Integrated folding feeder hopper
- Steel hopper grate
- Single-section independent hydraulic feed conveyor
- 360° feed conveyor rotation
- Feed conveyor bracket for job site travel
- Hydraulically-actuated telescopic main boom

Boom

- 1-section steel & 4-section aluminum
- 360° main conveyor rotation
- Sealed roller bearings
- 18" (457mm) 3-ply continuous nylon cord vulcanized spliced belt
- Belt/cable take-up/tension system w/ jack set
- Hydraulic PTO-driven pumps
- High capacity water tank
- Hydraulically-driven high pressure wash out system
- Hydraulic oil tank
- Electric oil cooler w/ automatic control
- Rear-mounted 12 Volt / 30 amp electrical outlet
- Side-mounted pressurized air supply
- Aluminum diamond plate deck
- Large side-mounted aluminum toolboxes
- Auxiliary work lights
- Radio remote w/ fully proportional controls
- Cable remote w/ fully proportional controls
- Single joystick boom control
- Fully proportional controls for main & feed conveyors
- Modular boom controls for main conveyor, hydraulic controls for feeder functions
- Manual control backup for all functions
- Remote engine off
- Infinitely variable belt speed control from remote
- Independent control of feed & main conveyor systems
- Emergency stop buttons at control stations
- Throttle actuator w/ variable RPM control

Outriggers

- Hydraulic extend out & down
- Bubble level indicator
- Wooden pads w/ storage compartments

Miscellaneous

- Ship-away kit
- Operational & safety manuals
- High quality paint finish

TB 600

- (1) 12" & (1) 16" tremie w/ binder, plus 12" x 15' & 16" x 15' delivery trunks
- Integrated folding feeder hopper
- Steel hopper grate
- Single-section independent hydraulic feed conveyor
- 360° feed conveyor rotation
- Feed conveyor bracket for job site travel
- Hydraulically-actuated telescopic main boom

Boom

- 1-section steel & 3-section aluminum
- 360° main conveyor rotation
- Sealed roller bearings
- 24" (610mm) 3-ply continuous nylon cord vulcanized spliced belt
- Spring-tensioned carbide scraper system
- Belt/cable take-up/tension system w/ jack set
- Hydraulic PTO-driven pumps
- High capacity water tank
- Hydraulically-driven high pressure wash out system
- Hydraulic oil tank
- Electric oil cooler w/ automatic control
- Aluminum diamond plate deck
- Large side-mounted aluminum toolboxes
- Radio remote w/ fully proportional controls
- Cable remote w/ fully proportional controls
- Single joystick boom control
- Fully proportional controls for main & feed conveyors
- Modular boom controls for main conveyor, hydraulic controls for feeder functions
- Manual control backup for all functions
- Remote engine off
- Infinitely variable belt speed control from remote
- Independent control of feed & main conveyor systems
- Emergency stop buttons at control stations
- Throttle actuator w/ variable RPM control

Outriggers

- Hydraulic extend out & down
- Bubble level indicator
- Wooden pads w/ storage compartments

Miscellaneous

- Ship-away kit
- Operational & safety manuals
- High quality paint finish

Hoppers and other available options

Optional hoppers for specific needs


Putzmeister has all your needs covered with a variety of hopper options. Each hopper accommodates different materials, such as concrete, rock, and various bulk materials. In addition, you can feed our hoppers multiple ways using a front-end loader, skid steer loader, dump truck, or concrete mixer.



Rock Hopper
Available for the TB 110, 130, and 600



Side Loading Hopper
Available for the TB 110, 130, and 600



Folding Hopper and Grate
Standard for all models



Front-End Loader Hopper
Available for the TB 110 and 130



Low Profile Hopper
Available for the TB 110 and 130

TB 110 and TB 130 Available Options

Reversing conveyor

Steel grate for rock hopper

Diesel water and oil tank heater

Water or oil tank heater

Boom arm-mounted work lights

Fall restraint system

TB 600 Available Options

Steel grate for rock hopper

Diesel water and oil tank heater

Water or oil tank heater

Boom arm-mounted work lights

Fall restraint system

TB 110 and TB 130

The TB 110 and TB 130 — Ideal for countless applications

Operating at up to 5 cubic yards per minute, the Putzmeister Telebelt TB 110 and TB 130 can quickly convey a wide variety of any flowable material — even the harshest concrete mixes. Setup is quick and easy in congested areas with the TB110's unique butterfly outriggers, and the 4-section conveyor offers smooth, surge-free conveying. The TB 130's 5-section boom and fully hydraulic conveyor handle concrete slumps from 0" to 12" and materials ranging from sand to 4-inch rock.

The low unfolding heights of the TB 110 and TB 130 (4.80 m and 4.70 m respectively) allows the Telebelt to convey even the most height-restricted jobsites. The feeder belt has a 360° rotation to load material from any position desired, allowing you to make your set-ups efficient even in the most restrictive jobsites.

The Telebelt is designed with maintenance in mind: it features maintenance-free roller bearings and single-section maintenance without removing the entire valve assembly on the boom.

The TB 110 and TB130 only require water to clean. Both units are equipped with a high pressure 2,500 psi (173 bar) hydraulically-driven pressure wash system.

The TB 110 and TB 130 is ideal for mat pours, backfill, bridge decks, slope paving, caissons, slabs, landscaping, dams, environmental projects, tilt-up panels, wind farms, foundations, footings, and any other applications that require accurate placement.



Model Specifications		TB 110	
4-Section Conveyor		Imperial	Metric
Conveyor	Maximum at 0°	106' 1"	32.34 m
horizontal reach	Maximum at 30°	91' 6"	27.91 m
Conveyor belt width		18"	457 mm
Feed conveyor length		38' 0"	11.60 m
Feed conveyor belt width		18"	457 mm
Trunk / end hose length		15' 0"	457 m
Discharge height	Maximum at 30°	60' 2"	18.36 m
from grade	Maximum at -15°	-20' 0"	-6.11 m
Main and feed conveyors	Observed at 0°	5.00 yd³/min	4.0 m³/min
	Observed at 20°	5.00 yd³/min	4.0 m³/min
Outriggers		Imperial	Metric
Net reach beyond	at 0°	100' 6"	30.65 m
outriggers	at 29°	86' 0"	26.23 m
Outrigger spread L - R — front		23' 1"	7.05 m
Outrigger spread L - R — rear		26' 9"	8.17 m
Outrigger spread front to rear		27' 5"	8.37 m
General		Imperial	Metric
Water tank capacity		200 gal	757 L
Hydraulic oil tank capacity with cooler		150 gal	568 L
Truck Specifications		Imperial	Metric
Weight		20,525 lbs	9,310 kg
Engine horsepower		405 hp	302 kW
Wheelbase		299"	7,595 mm
Cab height		104"	2,642 mm
Steering radius (outside)		45' 6"	13.87 m
Steering angle			30°
Fuel tank capacity		80 gal	303 L
Transmission		Mack T310 10-speed	
Transport Axle Weights		Imperial	Metric
Steering		19,008 lbs	8,621 kg
Pusher		10,000 lbs	4,353 kg
Tandem		33,754 lbs	15,309 kg
Total		62,762 lbs	28,465 kg



The TB 110 and TB 130 at a glance

TB 110

- Operates at up to 5 yd³/min
- Conveys any flowable material — from sand to up to 4" rock
- unique butterfly outriggers
- 4-section conveyor
- low unfolding height of 4.80 m
- 360° feeder rotation
- maintenance-free roller bearings
- single-section maintenance without removing the entire valve assembly
- 2,500 psi pressure wash system

TB 130

- Operates at up to 5 yd³/min
- Conveys any flowable material — from sand to up to 4" rock
- patented outriggers that hydraulically telescope out and extend down
- 5-section conveyor
- low unfolding height of 4.70 m
- 360° feeder rotation
- maintenance-free roller bearings
- single-section maintenance without removing the entire valve assembly
- 2,500 psi pressure wash system

Model Specifications

TB 130

5-Section Conveyor

Imperial

Metric

Conveyor	Maximum at 0°	126' 3"	38.47 m
horizontal reach	Maximum at 29°	110' 9"	33.74 m
Conveyor belt width		18"	457 mm
Feed conveyor length		38' 0"	11.60 m
Feed conveyor belt width		18"	457 mm
Trunk / end hose length		15' 0"	457 m
Discharge height	Maximum at 30°	68' 3"	20.81 m
from grade	Maximum at -15°	-25' 10"	-7.86 m
Main and feed conveyors	Observed at 0°	5.00 yd ³ /min	4.0 m ³ /min
	Observed at 20°	5.00 yd ³ /min	4.0 m ³ /min

Outriggers

Imperial

Metric

Net reach beyond outriggers	at 0°	120' 9"	36.81 m
	at 29°	105' 0"	31.99 m
Outrigger spread L - R — front		27' 9"	8.46 m
Outrigger spread L - R — rear		29' 0"	8.84 m
Outrigger spread front to rear		30' 0"	9.14 m

General

Imperial

Metric

Water tank capacity		170 gal	644 L
Hydraulic oil tank capacity with cooler		130 gal	492 L

Truck Specifications

Imperial

Metric

Weight		22,320 lbs	10,124 kg
Engine horsepower		405 hp	302 kW
Wheelbase		331"	8,407 mm
Cab height		104"	2,642 mm
Steering radius (outside)		45' 6"	13.87 m
Steering angle			38°
Fuel tank capacity		80 gal	303 L
Transmission		Mack T309 9-speed	

Transport Axle Weights

Imperial

Metric

Steering		34,983 lbs	15,866 kg
Pusher		—	—
Tandem		43,308 lbs	19,642 kg
Total		78,292 lbs	35,508 kg

Maximum theoretical values listed. Truck dimensions will vary with different truck makes, models, and specifications.

Weights are approximate and include truck, fuel, and 100 gal (379 L) of water.

All specifications apply to units mounted on a Mack MRU Terrapro.

TB 600

Quick setup, high volumes, precise mass placement

The easy-to-operate Putzmeister Telebelt TB 600 saves time and labor with quick setup, high material volumes, and precise material placement.

With its ability to slew 360 degrees and operate at all lengths, the unit can be easily moved around even the tightest jobsite layouts. Less than fifteen minutes is all it takes for it to go from travelling mode to operating mode, saving you time and labor. The 4-section main conveyor and feeder conveyor are run hydraulically, giving complete output control to the operator for each pour.

The TB 600 handles the harshest concrete mixes at any slump, including roller compacted concrete (RCC) and pervious concrete. In addition to the heavy slumps, the TB 600 can also convey any flowable material, from sand to 6" rock.

The unit conveys high volumes in less time, making it the ideal machine to handle heavy-duty mass material placement. It handles countless applications, and can perform multiple tasks in a single day. The configuration keeps the outriggers compact during travel, yet provides the needed stability for those long horizontal reaches. From commercial and industrial to civil and environmental, the placing possibilities are limitless.

The TB 600 is ideal for a variety of jobs including hydroelectric dams, power plants, backfill, and environmental projects.



Model Specifications		TB 600	
4-Section Conveyor		Imperial	Metric
Conveyor	Maximum at 0°	102' 0"	31.08 m
horizontal reach	Maximum at 30°	89' 3"	27.20 m
Conveyor belt width		24"	610 mm
Feed conveyor belt width		24"	610 mm
Feed conveyor length		38' 0"	11.60 m
Feed conveyor operating zone			316°
Main conveyor operating zone			360°
Trunk / end hose length		15' 0"	457 m
Discharge height	Maximum at 30°	55' 0"	16.78 m
from grade	Maximum at -15°	-20' 9"	-6.34 m
Main and feed conveyors	Observed at 0°	10.00 yd³/min	4.81 m³/min
	Observed at 20°	6.30 yd³/min	7.65 m³/min
Outriggers		Imperial	Metric
Net reach beyond	at 0°	97' 4"	29.67 m
outriggers	at 29°	84' 7"	26.79 m
Outrigger spread L - R — front and rear		29' 9"	8.46 m
Outrigger spread front to rear		29' 0"	8.84 m
General		Imperial	Metric
Water tank capacity		170 gal	644 L
Hydraulic oil tank capacity with cooler		130 gal	492 L
Truck Specifications		Imperial	Metric
Weight		22,320 lbs	10,124 kg
Engine horsepower		405 hp	302 kW
Wheelbase		311"	7,899 mm
Cab height		104"	2,642 mm
Steering radius (outside)		61' 10"	18.85 m
Steering angle			38°
Fuel tank capacity		80 gal	303 L
Transmission		Mack T309 9-speed	
Transport Axle Weights		Imperial	Metric
Steering		33,081 lbs	15,005 kg
Tandem		43,237 lbs	19,640 kg
Total		76,318 lbs	34,617 kg

Maximum theoretical values listed. * Truck dimensions will vary with different truck makes, models, and specifications. Weights are approximate and include truck, fuel, and 100 gal (379 L) of water. All specifications apply to units mounted on a Mack MRU Terrapro.

MXTB 130 and MXTB 600

For the heaviest applications

The innovative placing conveyor line, including the MXTB 130 and the MXTB 600, was specially designed for large civil projects or projects that require the use of larger aggregate.

In addition to concrete, both placing conveyors move the same materials as the rest of the Telebelt line including pervious concrete, roller compacted concrete, gravel, sand, wood, bark, and bagged materials.

The placing conveyor lattice tower can be mounted using either the freestanding or ballasted base configurations, similar to the placing booms. It is powered by a Power Pack (sold separately).

The MXTB 130 and 600 do not detach from a truck- or trailer-mounted Telebelt unit and are ordered separately.

Power Pack		
	Imperial	Metric
Model	Deutz	
EU stage / EPA	3A / Tier 3	
Cylinder	6	
Fuel	Diesel	
Displacement	1.60 gal	6.06 L
Power	208 HP	155 kW

Lattice Tower			
		Imperial	Metric
Section height	Option 1	9' 11"	3.00 m
	Option 2	18' 8"	5.70 m
Section weight	Option 1	5,577 lbs	2,530 kg
	Option 2	7,330 lbs	3,325 kg
Section width	Option 1	6' 7" x 6' 7"	2 m x 2 m
	Option 2	6' 7" x 6' 7"	2 m x 2 m



Model Specifications		MXTB 130		MXTB 600	
Conveyors		Imperial	Metric	Imperial	Metric
Conveyor	Maximum at 0°	126' 3"	38.47 m	102' 0"	31.08 m
horizontal reach	Maximum at 29°	110' 9"	33.74 m	89' 3"	27.20 m
Conveyor belt width		18"	457 mm	24"	610 mm
Feed conveyor length		38' 0"	11.60 m	24"	610 mm
Feed conveyor belt width		18"	457 mm	38' 0"	11.60 m
Trunk / end hose length		15' 0"	457 m	15' 0"	457 m
Discharge height from grade	Maximum at 30°	68' 3"	20.81 m	55' 0"	16.78 m
	Maximum at -15°	-25' 10"	-7.86 m	-20' 9"	-6.34 m
Main and feed conveyors	Observed at 0°	5.00 yd³/min	4.0 m³/min	10.00 yd³/min	4.81 m³/min
	Observed at 20°	5.00 yd³/min	4.0 m³/min	6.30 yd³/min	7.65 m³/min
General		Imperial	Metric	Imperial	Metric
Water tank capacity		170 gal	644 L	170 gal	644 L
Hydraulic oil tank capacity with cooler		130 gal	492 L	130 gal	492 L
Weights		Imperial	Metric	Imperial	Metric
Boom		16,800 lbs	7,620 kg	16,800 lbs	7,620 kg
Pedestal		13,000 lbs	5,897 kg	13,000 lbs	5,897 kg
Total		29,800 lbs	13,517 kg	29,800 lbs	13,517 kg

Maximum theoretical values listed.

You can rely on Putzmeister – service, parts, and training

Everything that sets service apart

Putzmeister provides first class service with swift assistance, meaningful advice, and a reliable supply of genuine Putzmeister parts and accessories in over 120 countries.

Ideally placed to support you

We continuously train our service technicians, provide a close-knit information network, and the latest equipment to consistently strive to meet our customers' needs.

Our employees have all the relevant technical information about your machine at their fingertips, allowing us to provide you with the best possible support for emergencies, repairs, or preventive maintenance.



Our services for cost-effective work

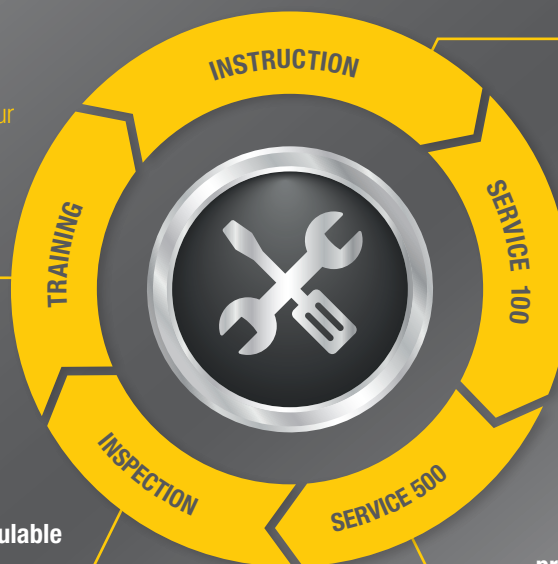
The Putzmeister service support points offer you these services - all provided by our experienced service staff:

Customer training – benefit from expert knowledge

Practice-oriented learning offers many benefits: Master the machine and all of its special features, use the machine to optimum effect, reduce operating costs, and avoid operating errors.

Mandatory machine inspection – calculable costs instead of incalculable failures

Visual inspection and functional check of components for 100% safety. The hydraulic system with cylinders, electrical system, and core pump are also inspected.



Introduction at handover – everything correct from the get-go

You and your team can adapt perfectly to all features and innovations.

100 hours of customer service – avoid potential sources of error

Receive a status report on your concrete pump per the Putzmeister service plan.

500 hours of customer service – protect your investment, retain your value

Our technical customer service team is the number one choice for checking the safety and wear of your machine.

Putzmeister Academy - Service Schools

We want to make sure you get the most from your Putzmeister equipment. To maximize the use and profitability of your investment, take advantage of the regular training seminars at our Wisconsin headquarters.



Service Schools cover maintenance, operation, and inspection of boom pumps, Telebelts, and Thom-Katts. They include hands-on training, problem-solving exercises, hands-on presentations, and safety training.

Genuine parts for maximum availability

We use only genuine Putzmeister parts in our workshops to guarantee consistent quality. You can be sure that your machine meets the tough requirements with maximum performance and availability.

- Immediate availability worldwide through our extensive dealer network
- Longest possible service life and maximum reliability
- Minimal maintenance and repair work thanks to high-quality materials and tested quality
- Quick and easy replacement with precise fitting and no variations in quality
- Safety for your customers, your personnel, and your investment

Product and training information — whenever, wherever

We consistently provide the most up-to-date product and training information through our YouTube channel. From the comfort of your own home to on the jobsite, you have access to hundreds of videos that showcase the latest and greatest Putzmeister products, how-to videos, demonstrations, and much more.



Here for you every step of the way

Our Putzmeister Promise

We build machines that increase your production and give you a competitive edge – and these machines are continuously developed. Innovative technologies and durable quality need to adapt to your ever-changing daily challenges. Our products stand for optimum output with low fuel consumption, wear, and costs.

Our customers will always have a thinking, intelligent partner in all their undertakings; a partner that will deliver to their exact requirements regardless of the complexity of the task or the remoteness of the scale. With knowledge and understanding backed by experience, we approach every task with renewed enthusiasm – be it a small scale construction or a mass assignment, tight deadlines, or unique concreting and manufacturing needs.

Your Putzmeister Team



CanCréte

Canada's Exclusive
Putzmeister Dealer

VANCOUVER | CALGARY | TORONTO, HQ | ORANGEVILLE | QUÉBEC
1-800-695-9372 | sales@cancrete.ca | www.cancrete.ca



Putzmeister

Putzmeister America, Inc.
1733 90th Street
Sturtevant, WI 53177 USA
Putzmeister.com

Phone (262) 886-3200
Toll-free (800) 884-7210
Fax (262) 884-6338
pmr@putzmeister.com