

The SANY logo is displayed in white, bold, uppercase letters within a red rectangular box in the top right corner of the page.

SANY

A large, articulated concrete pump boom is shown in a grayscale image, extending from the left side of the frame towards the top right. The boom is composed of several segments connected by hydraulic cylinders and joints. In the background, a range of rugged, rocky mountains is visible under a clear sky.

SY47

**TRUCK-MOUNTED
CONCRETE PUMP**

2023 PRODUCT SPECIFICATIONS

EFFICIENCY IN YOUR FLEET

The SANY boom pumps, fully supported by Putzmeister America, combine automotive grade manufacturing with Putzmeister's industry leading Sales, Parts, and Service teams.

The SY47 model is an example of SANY's rigorous and precise manufacturing philosophy and its unwavering commitment to safety. SANY is committed to saving you time and money with wear resistant parts, reduced fuel consumption, and increased efficiency. Self-diagnostic technology continuously monitors more than 200 aspects of the system during operation and can easily detect any faults and reduce the time it takes to fix problems. The SY47 model was designed with efficiency and cost savings in mind to add value to your fleet.

Toll-Free Hotline: 1-800-890-0269


Parts & Service: 1-800-884-7210

FEATURES EXPLAINED

SANY LIQUID DISPLAY (SYLD):

The SANY Liquid Display (SYLD) interface allows users the ability to quickly conduct diagnostics. The SYLD provides inputs/outputs, bypasses and fault codes to troubleshoot and get your pump operational.


9



ROD SIDE PISTON SIDE

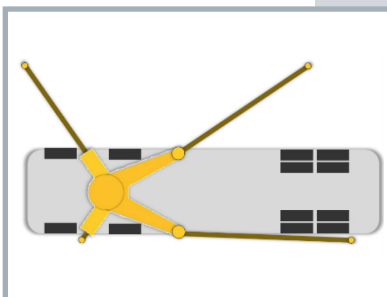
SWITCH (SBU): Logic boxes on the pump allow the operator to switch from low to high pressure pumping with just a switch. High-low pressure changeover switch is located on the back panel.

10



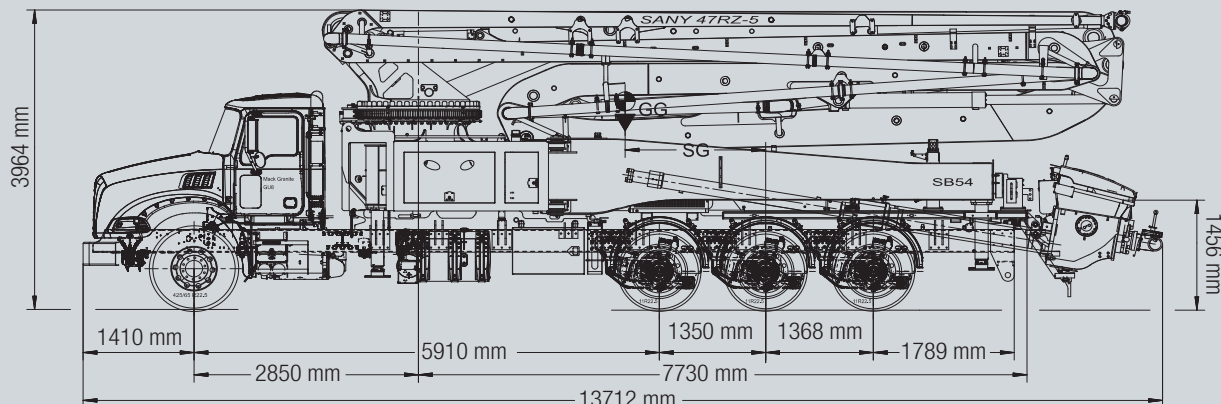
AUTOMATIC OSS: SYMC automatically estimates boom rotation area according to pump mode, outriggers, and stabilization feedback.

11

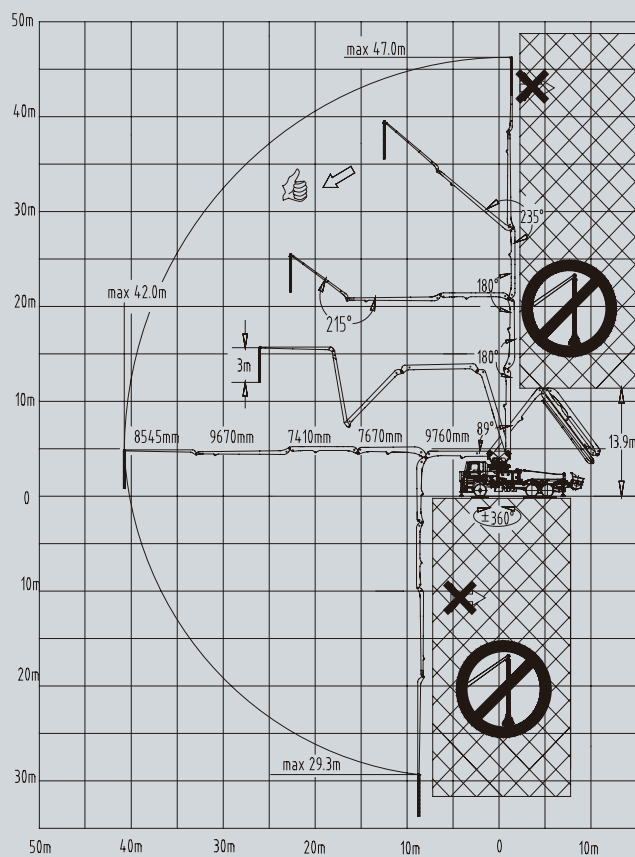


STANDARD EQUIPMENT

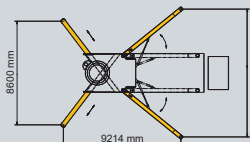
- 158 gal water tank
- Water pump 40 gal/min (290 psi)
- Twin wall delivery line — DN 125, 5.5"
- 3 m end hose — DN 125, 5.5"
- Concrete hopper with agitator
- Central lubrication hopper, hydraulically
- Hard metal wear parts kit
- Hopper grate agitator safety switch
- Hopper worklight
- Side marker lamps
- Chrome-lined material cylinder
- SANY SYLD user interface display
- SANY SYMC control system
- Radio remote control proportional
- 2nd remote control transmitter incl. 40 m cable
- Boom pedestal (X-type outrigger and swing out legs)
- OSS one side support (assistance device)
- 4x outrigger pads
- Horn hopper activated via remote
- Rear step handrail
- Boom mounted horn (manual)
- Boom not in cradle warning device
- US road approval KIT
- Guardrail on pedestal
- 12V/24V converter
- Aluminum decking
- Left and right side rear steps
- Plastic hopper cover, foldable
- Hopper grate vibrator (remote control)



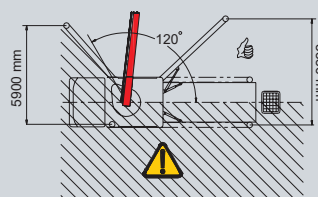
SY47 RANGE DIAGRAM



OUTRIGGER DIAGRAM



OSS DIAGRAM



SY47

Machine

Length	45' 0" (13.7 m)
Width	8' 5" (2.6 m)
Height	13' 1" (4.0 m)
Weight	79,460 lbs (36,043 kg)

Boom

Boom Folding Pattern	RZ
Boom Rotation	± 360
Boom Arms	5
Vertical Reach	154' 2" (47 m)
Horizontal Reach	137' 10" (42 m)
Unfolding Height	45' 7" (13.9 m)

Outrigger

Type of Outriggers	X Extension / Swing out
Front Outrigger Spread	28' 3" (8.6 m)
Rear Outrigger Spread	29' 6" (9.0 m)
One Side Support (OSS)	Yes

Pump

SANY PCU model	SY-200
Main Oil Pump	Rexroth
Hydraulic System Configuration	Open
Hydraulic System Pressure (bar)	4641 psi (320 bar)
Output - Rod Side (m³/hr)	260 yd³/hr (200 m³/hr)
Output - Piston Side (m³/hr)	180 yd³/hr (137 m³/hr)
Pressure - Rod Side (bar)	1201 psi (83 bar)
Pressure - Piston Side (bar)	1757 psi (120 bar)
Strokes Per Minute - Rod Side	33
Strokes Per Minute - Piston Side	23
Material Cylinder Diameter (mm)	10.2"
Stroke Length (mm)	74.8"

Hopper

Height	55"
Capacity	159 gal

* Technical data is based on Mack GU813 chassis selection

DEDICATION STRONG AS CONCRETE

When you're putting together a concrete pumping fleet, it's important to work with a company that's with you every step of the way. Rest assured that when you purchase a SANY unit through Putzmeister America, Inc. you have the full backing of our company.



Supporting you 24/7

- **Customer Support and Service:** In addition to 24/7 technical support, Putzmeister has experienced Field Service Technicians available for Boom Pump start-ups.
- **Warranty Coverage:** Putzmeister warrants SANY Concrete Pumps for 12 months or 2,000 hours (whichever occurs first) after the delivery to the initial purchaser.
- **Parts and Accessories:** Customers can also purchase parts through Putzmeister America. Our in-stock inventory includes more than 20,000 parts.
- **Quality and Support:** From questions you may have before your purchase to technical expertise you need right on the job site, you're never alone with Putzmeister. Choose Putzmeister and you get more than equipment. You have a promise of performance.



SANY



Putzmeister

1733 90th Street | Sturtevant, WI 53177 USA
T: (262) 886-3200 | (800) 884-7210
F: (262) 884-6338 | sanyconcretemachinery.com