

S5 Series

Versatile Rotor/Stator Pumps and Mixers

Putzmeister



IDEAL FOR:

- Fireproofing
- Plaster/stucco
- Injection work
- Pipe and manhole relining
- EIFS
- Mortar and grouts
- Pressure grouting
- Floor leveling compounds
- Concrete repairs
- Specialty materials

S5 Series

S5 Series

Specifications

Performance	S5 EV (electric)	S5 GH (gas)	TM 100	CM 928
Maximum output*				
ft ³ /min	1.5 ft ³ /min	1.5 ft ³ /min	–	2.4 ft ³ /min
lpm	44 lpm	44 lpm	–	67 lpm
bags/hr	21 bags/hr	21 bags/hr	–	33 bags/hr
Maximum pressure*	360 psi (25 bar)	360 psi (25 bar)	–	–
Maximum pumping distance				
Horizontal	260' (80m)	260' (80m)	–	–
Vertical	195' (60m)	195' (60m)	–	–
Volume control	Variable	Variable	–	–
Directional control	Reversing	Reversing	Reversing	Fixed
Technical Information				
Hopper height	30" (762mm)	26" (660mm)	54.5" (1384mm)	52" (1320mm)
Outlet diameter	2" (50mm)	2" (50mm)	–	–
Pump size*	2L88 (Super 2L6)	2L6	–	–
Mixer capacity	–	–	5.5 ft ³ (156L)	–
Power				
208/230V	7.5 hp Elec 60Hz	18 hp Gas	3 hp Elec 60Hz	5 hp Elec 60Hz
Continuous full load	24 amps 3ø	–	10 amps 3ø	17 amps 3ø
Amp draw @ 208V	42 amps 1ø	–	18 amps 3ø	30 amps 1ø
Air compressor	10 cfm 2 hp motor 208/230V 60Hz	10 cfm	–	–
Continuous full load	7 amps 3ø	–	–	–
Amp draw @ 208V	12 amps 1ø	–	–	–
Dimensions				
Dimensions (L x W x H)	95.5" x 28.5" x 31" (2426x724x788mm)	107" x 28.5" x 35" (2718x724x889mm)	46" x 28" x 32" (1168x711x813mm)	92" x 22" x 23" (2337x559x584mm)
On stand	–	–	–	92" x 30" x 48" (2337x762x1219mm)
Weight (approx)				
Approx weight	800 lbs (363kg)	750 lbs (340kg)	550 lbs (250kg)	350 lbs (160kg)
On stand	–	–	–	425 lbs (193kg)

*These figures will vary due to differences in mix design, line size and job site conditions. Full pressure and volume cannot be attained simultaneously. All specifications are subject to change without notice.

*Additional pump sizes available, please consult factory.

S5 Standard Features

- Fully adjustable rotor/stator
- Material pressure gauge at outlet
- Fully enclosed weather-proof control panel
- Variable volume pump output
- On/off control at pump and nozzle
- Volume control at pump and nozzle
- Reverse control at pump for relieving line pressure
- 125 ft (38.10m) cable remote cord
- 10 cfm (20 lps) air compressor
- Compact and narrow to fit through 30" (762mm) doorways and fit on elevators
- High quality paint finish – blue and cream

Additional S5 EV Standard Features

- VFD controlled gear motor drive
- Control panel designed to UL standards
- Low voltage monitor (42 amps/1ø version)
- Main disconnect switch
- On/off switch for air compressor
- Mono-filled tires
- Spiral-type auger shaft
- 1-1/2" (38mm) hopper screen for fireproofing

Additional S5 GH Standard Features


- Hydraulic drive
- Reliable gasoline engine with electric start
- Hydraulic oil cooler
- Hydraulic sight gauge
- Emergency button with light
- Engine hour meter
- Pneumatic tires
- Paddle-type auger shaft
- 1/3" (11mm) hopper screen for plaster

Putzmeister

Putzmeister America, Inc. Telephone (262) 886-3200
1733 90th Street (800) 884-7210
Sturtevant, WI 53177 USA Facsimile (262) 884-6338
www.putzmeister.com



Authorized Distributor



Putzmeister

S5 Series • The Ultimate in Versatility

Our compact yet powerful S5 pumps and mixers tackle a variety of materials with ease. The S5 offers even longer life and the very highest productivity levels in the industry. This is a result of our specially engineered Variable Frequency Drive (VFD) technology, adjustable rotor/stator pumps and many other improved features. Rely on these highly versatile and reputable Putzmeister units to outperform and outlast all the rest.

New Technology, Better Features, Higher Productivity Efficient, Trouble-Free Performance

S5 EV - Electric Version

The number one choice of asbestos abatement respray applicators in North America, our electric S5 offers even more features — special VFD technology, variable speed motor with gear drive, variable speed remote control, reversing feature and more.



S5 GH - Gas Version – NEW HYDRAULIC DRIVE

Primarily for outside plaster and stucco, this 18 hp gas version is also popular for pressure grout, vermiculite, swimming pool finish and pipe line refurbishment. New hydraulic drive offers the ease of fully variable volume pump output and a reverse pump feature to relieve line pressure.



Improved design features a hydraulic drive system.


TM 100 Mixer

Ideal for plaster, stucco, grouts and fireproofing materials, this highly versatile mixer features a paddle type mixing blade with rubber wipers and reversing feature for efficient mixing. Plus, it easily bolts on to the S5 EV for quick, convenient use.



928 Continuous Mixer

Ideal for fireproofers, this continuous mixer is also suited for mixes supplied in bags, containers or silos. Ready on demand, it maintains a steady consistent supply of material. A low water pressure cut off, pressure regulator and hopper cover are standard with a special bolt-on stand as optional.



Expect More from the Leader

Five Reasons Why Our Adjustable Rotor/ Stator Pumps Work Better, Last Longer

1. Our adjustable stators with specially slotted tubes can be tightened to the rotor. Preset at the factory to only 75% of their maximum pressure, several adjustments can be made as the rubber wears. This results in three to four times more life compared to nonadjustable pumps that start out at maximum pressure and lose volume and pressure immediately.



2. Unlike most "threaded" tubes, the S5 uses a spacer plate and tie rod system for quick and easy removal. This allows different size stator tubes to be used on the same machine.

3. Our clamping jacket and tube are two separate components so the clamping jacket can be reused again and again.

4. The S5 rotor and agitator are connected by a convenient bolt and nut assembly for easier access and disassembly.

5. Made only from the highest quality, Putzmeister stators are available in a variety of shore hardnesses and rubber compounds, including solvent resistant stator tubes. This allows pumping or spraying the widest range of materials possible.

A Technology Breakthrough – Variable Frequency Drive (VFD)


A first and only to the rotor/stator industry is Putzmeister's use of Variable Frequency Drive (VFD) mounted on the unit next to the control box. VFD easily converts single phase electric power into more efficient and reliable three phase power to achieve maximum machine outputs and the highest productivity. To prevent motor damage, a low voltage sensor system automatically shuts down the unit if there's not enough voltage to the pump.

Variable Speed Motor, No Belt Box

A variable speed motor with gear drive runs efficiently at any speed from 360 to 3,600 rpm. When the unit stops, the motor restarts at low speed and ramps back up to the last speed setting used. Thanks to VFD, this design both eliminates the belt box and reduces motor damage.

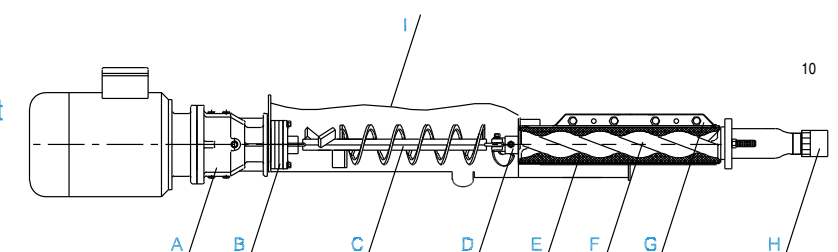


The Smoothest Nozzle Output



9. A convenient speed control at the nozzle lets operators adjust the material output electronically any time during pump operation. This eliminates manually operating a hand wheel at the pump.

- A. Gearbox
- B. Backup Rings
- C. Agitator
- D. Cardan Joint
- E. Adjustable Stator
- F. Rotor
- G. Clamping Jacket
- H. 2" Camlock
- I. Mortar Hopper



Grout injection and backfilling



Fireproofing



Filling joints



Stucco work